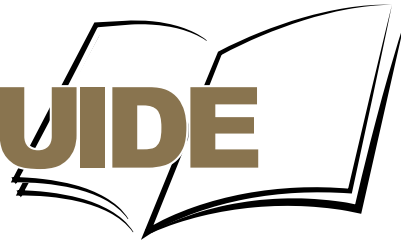
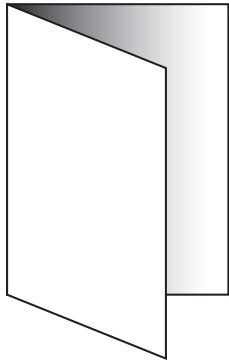


FOLDING GUIDE




Trimmed sheets can be folded using various styles on many of our specialist folding machines. All of these styles can be used individually, or in certain combinations dependent on the style of the finished product. This guide aims to show you the different folding techniques so you can provide a detailed specification to our estimating team.

1



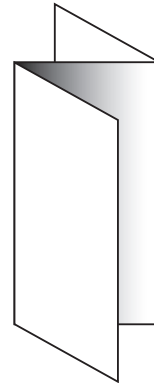
**4 PAGE
SINGLE FOLD**

2



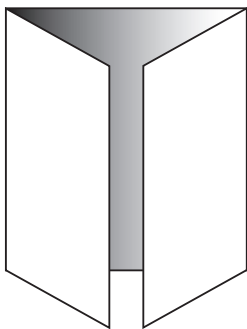
**6 PAGE
ROLL FOLD**

3



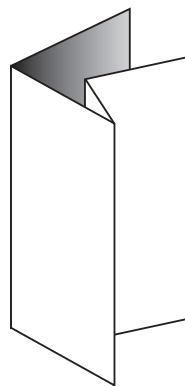
**6 PAGE
CONCERTINA / Z FOLD**

4



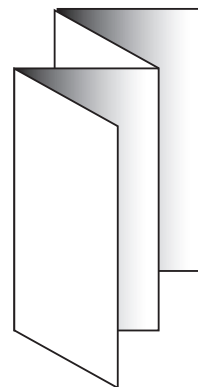
**6 PAGE
OPEN GATE FOLD**

5



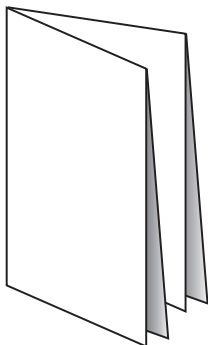
**8 PAGE
PARALLEL FOLD**

6




**8 PAGE
CONCERTINA FOLD**

7



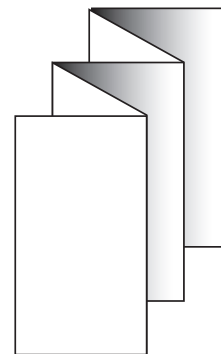
**8 PAGE
RIGHT-ANGLE FOLD**

8



**8 PAGE
CLOSED/DOUBLE GATE FOLD**

9



**10 PAGE
CONCERTINA FOLD**